

PURALIGHT® FLEX 24V

LED Light Flex Sheet

PURALIGHT® is a fully modular way to backlight your display and signage.


Date _____

Project Notes _____



FEATURES

- Trim to complex shapes
- Daisy chain linkable
- Dense LED array eliminates hot spots
- Adhesive backing
- 0.31 Watts & 33 Lumens per Square



ORDERING CODES

Order spools, and components for field assembly

OPTIONAL ORDERING CODES

Add Driver, & Delivery

	Voltage	Model & CCT	Wattage	Beam Angle	Dimensions	Driver	Delivery
DI							
	24V (24V Volt)	PS27 (2700K) PS30 (3000K) PS35 (3500K) PS40 (4000K)	15W (15 watts)	120 (120° Beam Angle) 160 (160° Beam Angle)	2009 (20 × 9 in.)	ELV (Electronic) MAG (MLV) SWX (Switchex) PoE (Power over Ethernet)	Field Assembly

PURALIGHT® FLEX - SPECIFICATION TABLE

Models	24V-PS27-15W-120-2009	24V-PS27-15W-160-2009	24V-PS30-15W-120-2009	24V-PS30-15W-160-2009	24V-PS35-15W-120-2009	24V-PS35-15W-160-2009
Voltage	24VDC	24VDC	24VDC	24VDC	24VDC	24VDC
Wattage	15W	15W	15W	15W	15W	15W
Beam Angle	120°	160°	120°	160°	120°	160°
2700K	1500 Lm.	1500 Lm.	-	-	-	-
Lumens 3000K	-	-	1500 Lm.	1500 Lm.	-	-
3500K	-	-	-	-	1500 Lm.	1500 Lm.
4000K	-	-	-	-	-	-
Beam Angle	120°	160°	120°	160°	120°	160°
Cut Points	1.31 in.	1.31 in.	1.31 in.	1.31 in.	1.31 in.	1.31 in.
Max Run (ft.)	6 Sheets	6 Sheets	6 Sheets	6 Sheets	6 Sheets	6 Sheets
CRI	80+	80+	80+	80+	80+	80+
Dimensions	20 × 9 in. (L x W)	20 × 9 in. (L x W)	20 × 9 in. (L x W)	20 × 9 in. (L x W)	20 × 9 in. (L x W)	20 × 9 in. (L x W)
TM-21 (LM-80)	>50,000 hours	>50,000 hours	>50,000 hours	>50,000 hours	>50,000 hours	>50,000 hours
Environment	Indoor/Damp Location (IP20)	Indoor/Damp Location (IP20)	Indoor/Damp Location (IP20)	Indoor/Damp Location (IP20)	Indoor/Damp Location (IP20)	Indoor/Damp Location (IP20)
LED Chips	105/sheet	105/sheet	105/sheet	105/sheet	105/sheet	105/sheet
Chip Type	2835	2835	2835	2835	2835	2835
Certification	UL Listed 2108	UL Listed 2108	UL Listed 2108	UL Listed 2108	UL Listed 2108	UL Listed 2108
Warranty	5 Year	5 Year	5 Year	5 Year	5 Year	5 Year

PURALIGHT® FLEX 24V

LED Light Flex Sheet

PURALIGHT® is a fully modular way to backlight your display and signage.

Date _____

Project Notes _____



FEATURES

- Trim to complex shapes
- Daisy chain linkable
- Dense LED array eliminates hot spots
- Adhesive backing
- 0.31 Watts & 33 Lumens per Square



ORDERING CODES

Order spools, and components for field assembly

OPTIONAL ORDERING CODES

Add Dimensions, Driver, and Delivery

	Voltage	Model & CCT	Wattage	Beam Angle	Dimensions	Driver	Delivery
DI							
	24V (24V Volt)	PS27 (2700K) PS30 (3000K) PS35 (3500K) PS40 (4000K)	15W (15 watts)	120 (120° Beam Angle) 160 (160° Beam Angle)	2009 (20 × 9 in.)	ELV (Electronic) MAG (MLV) SWX (Switchex) PoE (Power over Ethernet)	Field Assembly

PURALIGHT® FLEX - SPECIFICATION TABLE

Models	24V-PS40-15W-120-2009	24V-PS40-15W-160-2009
Voltage	24VDC	24VDC
Wattage	15W	15W
Beam Angle	120°	160°
2700K	-	-
Lumens 3000K	-	-
3500K	-	-
4000K	1500 Lm.	1500 Lm.
Beam Angle	120°	160°
Cut Points	1.31 in.	1.31 in.
Max Run (ft.)	6 Sheets	6 Sheets
CRI	80+	80+
Dimensions	20 × 9 in. (L x W)	20 × 9 in. (L x W)
TM-21 (LM-80)	>50,000 hours	>50,000 hours
Environment	Indoor/Damp Location (IP20)	Indoor/Damp Location (IP20)
LED Chips	105/sheet	105/sheet
Chip Type	2835	2835
Certification	UL Listed 2108	UL Listed 2108
Warranty	5 Year	5 Year

PURALIGHT® FLEX 24V

LED Light Flex Sheet

PURALIGHT® is a fully modular way to backlight your display and signage.

Date _____

Project Notes _____

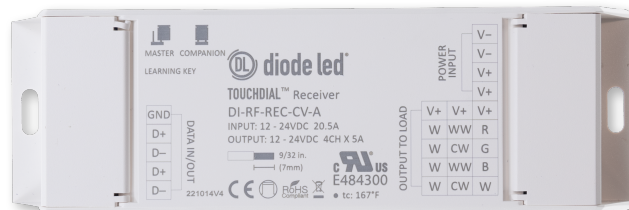


RECOMMENDED 24V DRIVERS

SKU	INPUT VOLTAGE / FREQUENCY	OUTPUT VOLTAGE	MAXIMUM LOAD	MINIMUM LOAD	CLASS 2	DIMMABLE	LENGTH	WIDTH	HEIGHT
OMNIDRIVE® X Dimmable Driver Versatile driver for most high-performance dimming on ELV, TRIAC, and 0-10V systems. <div> https://www.diodeled.com/custom/download/productFile/filename/omnidrive-x-specification-sheet.pdf/ </div> <div> Contains • Additional Models • Additional Features • Derating Curves • System Diagrams </div>									
DI-ODX-24V30W-J	120-277V	24V	30W	No Minimum Load	Yes	Yes	6.5 in.	3.7 in.	1.57 in.
DI-ODX-24V60W-J	120-277V	24V	60W	No Minimum Load	Yes	Yes	7.4 in.	3.7 in.	1.57 in.
DI-ODX-24V96W-J	120-277V	24V	96W	No Minimum Load	Yes	Yes	8.66 in.	3.7 in.	1.57 in.
DI-ODX-24V120W-J	120-277V	24V	120W	No Minimum Load	No	Yes	8.66 in.	3.7 in.	1.57 in.
MEANWELL Constant Voltage Driver Drivers for on/off or PWM dimming applications. <div> https://www.diodeled.com/custom/download/productFile/filename/commercial-grade-CV-Driver-Specification%20Sheet%20(24V%20Models).pdf/ </div> <div> Contains • Additional Models • Additional Features • Derating Curves • System Diagrams </div>									
DI-CV-MW24V60W-277-LPS3R	120 ~ 277VAC 50/60Hz	24V	60W	No Minimum Load	Yes	Yes, with compatible PWM dimmer/controls	10.79 in.	7.34 in.	2.36 in.
DI-CV-MW24V90W-277-LPS3R	120 ~ 277VAC 50/60Hz	24V	90W	No Minimum Load	Yes	Yes, with compatible PWM dimmer/controls	10.79 in.	7.34 in.	2.36 in.
DI-CV-24V150W-277	120 ~ 277VAC 50/60Hz	24V	150W	No Minimum Load	No	Yes, with Compatible PWM dimmer/controls	9 in.	2.67 in.	1.5 in.
PoE (Power over Ethernet) Constant voltage platform, ready for Power over Ethernet (inquire)									

RECOMMENDED CONTROLLERS

SKU	DESCRIPTION
TOUCHDIAL™ Control Systems The TOUCHDIAL™ zone control system controls single color dimming, tunable white, and color changing LED lighting via mobile device and additional TOUCHDIAL controls.	
DI-RF-REC-CV-A	TOUCHDIAL Color Control System - WiFi Receiver
DI-RF-WPD-DIM-1	TOUCHDIAL Paddle Dimmer - Single Zone
DI-RF-REC-CV-A	TOUCHDIAL Color Control System - WiFi Receiver
DI-WIFI-RF-TRMS	TOUCHDIAL Color Control System - WiFi Hub



PURALIGHT® FLEX 24V

LED Light Flex Sheet

PURALIGHT® is a fully modular way to backlight your display and signage.

Date _____

Project Notes _____



24
VDC

MECHANICAL DIAGRAMS

24V-PS27-15W-120-2009

24V-PS27-15W-160-2009

24V-PS30-15W-120-2009


24V-PS30-15W-160-2009

24V-PS35-15W-120-2009

24V-PS35-15W-160-2009

24V-PS40-15W-120-2009

24V-PS40-15W-160-2009



DELIVERY OPTIONS

- Field Assembly

Fastest order fulfillment. Field connectors and accessories not included.

- Lumen value measured in accordance to IES LM-80-08. LED chips have a luminous flux range with a tolerance of +/- 5%.
- Each maximum run requires a dedicated power feed from the driver. Do not extend beyond the recommended maximum run length. Max run may exceed Class 2 limit. Actual wattage may differ from calculated wattage due to voltage drop across run.
- Do not install product in an environment outside the listed ambient temperature. Exceeding the maximum ambient temperature may damage LED chips, reduce the total lamp life, lumen output, and/or adversely impact color consistency.
- Actual efficacy value is dependent to specified LED driver (power supply). An estimated efficacy value can be calculated as follows: Lumen value divided by average power consumption per foot.
- Operating temperature is measured according to the minimum and maximum ambient temperature environment.

PURALIGHT® FLEX 24V

LED Light Flex Sheet

PURALIGHT® is a fully modular way to backlight your display and signage.

Date _____

Project Notes _____



CERTIFICATIONS

Safety

- UL Recognized. Certified for United States and Canada. File # E469770.
- UL Field Cuttable.

Performance

- LED chip data measured in accordance to IES LM-80-08.
- Photometric & Colorimetry data measured in accordance to IES LM-79-08, in Elemental LED's Innovation Lab.

Safety / Warnings / Disclosures

1. Install in accordance with national and local electrical code regulations.
2. This product is intended to be installed and serviced by a qualified, licensed electrician.
3. Only use copper wiring. Use wires rated for at least 176°F (80°C) and certified for use with external connection of electrical equipment.
4. Tape light, attached wire leads, and additional extension cables, connectors, etc., are not rated for in-wall installation unless otherwise noted. Tape light and attached wire leads are field-cuttable.
5. Ensure applicable wire is installed between driver, fixture, and any controls in-between. When choosing wire, factor in voltage drop, amperage rating, and type (in-wall rated, wet location rated, etc.). Inadequate wire installation could overheat wires, and cause fire.
6. Do not install in environment where LED chips are exposed to direct sunlight as damage to the phosphor will occur.
7. Do not install in environment where excessive heat may exist (ex. close proximity to fireplace, etc.) See Ambient Temperature ratings
8. Do not modify product beyond instructions or warranty will be void.
9. Actual color may vary from what is pictured on this sheet and other print materials due to the limitations of photographic processes.
10. We reserve the right to modify and improve the design of our fixtures without prior notice. We cannot guarantee to match existing installed fixtures for subsequent orders or replacements in regards to product appearance, CCT, or lumen output.

WARRANTY

Limited Warranty

- 5 Year limited warranty

This warranty does not include the additional accessories referenced in this specification sheet. Complete warranty details for fixtures and additional accessories are available at www.diodeled.com/limited-warranty/ within the Policies section. For warranty related questions please contact product support.

Consumer's Acknowledgment

Elemental LED, Inc. stands behind its products when they are used properly and according to our specifications. By purchasing our products, the purchaser agrees and acknowledges that lighting design, configuration and installation is a complex process, wherein seemingly minor factors or changes in layout and infield adjustments can have a significant impact on an entire system. Choosing the correct components is essential. Elemental LED is able to work with the original purchaser to make an appropriate product selection to the extent of the limited information that the customer can provide, but it is virtually impossible for Elemental LED to design a system that foresees every unknown factor. For this reason, this Warranty does not cover problems caused by improper design, configuration or installation issues. Any statement from a Elemental LED employee or agent regarding a customer's bill of goods and/or purchase order is NOT an acknowledgment that the products purchased are designed and configured correctly. The purchase agrees and acknowledges that it is the customer's responsibility to adhere strictly to all information contained in the Product Specification Sheets.

There is often more than one way to design, configure and layout an LED lighting application properly to achieve the same lighting effect. Elemental LED strongly recommends that licensed professionals be used in the design and installation of lighting systems that include Elemental LED products. The specifications include important information that a designer and installer should carefully review and strictly follow. Qualified designers and certified and/or licensed installers, with access to the final installation environment, customer goals, and Elemental LED product specifications can make the requisite decisions appropriate for a successful finished lighting application.